



**ovobank**  
Leading Worldwide Donor Gamete Bank

# THE MOST COMPETITIVE GAMETE BANK WORLDWIDE





# About OvobankID

2

OvobankID, the most competitive gamete bank worldwide, was created almost 10 years ago to meet the growing need for donor oocytes, helping to optimize fertility treatments and facilitating the process for patients and future families.

## Transparency

Both OvobankID and its IVF supporting centers (Ovoclinic) comply with the Spanish Law on Assisted Reproduction 14/2006, as well as the Royal Decree Laws 09/2014 and 09/2017 on Cell and Tissue Banks in Quality System (both transpositions to the national territory of European Directives 2004/23/CE, 2006/17/CE and 2006/86/CE, which regulate the procurement, donation, evaluation, traceability, storage and distribution of donor gametes), having obtained authorization as a human oocyte bank from the Spanish Health Authorities..

Did you know that  
**OvobankID** collaborates with  
more than **480 fertility**  
**centres** and can send your  
oocytes wherever you want?

OvobankID has the most advanced facilities and state-of-the-art equipment in order to deliver the highest quality service. In addition, OvobankID has strategic donor recruitment centers all over the world.

Our bank is able to respond quickly and efficiently to the needs of our collaborating centres.



N° 000087

# Why choose OvobankID?



3



We guarantee the highest quality vitrified oocytes.



Innovative and rigorous systems for storage, shipping and tracking.



An exhaustive donor selection process.



Our staff, specialised in assisted reproduction.



An extensive donor pool.



Our rapid response, thanks to the Ovotracker system and the use of vitrified oocytes.



Open identity and anonymous donors.



## How to use OvobankID as a Center?

01

Contact **OvobankID** to register as a collaborating center. You can do it either by calling us, or sending an email to: [info@ovobankid.com](mailto:info@ovobankid.com)

02

Once the collaboration agreement is signed, we will provide the IVF clinic staff with a **username and password to access our Ovotracker system**, track the patients' orders, choose a donor or complete the application with the physical and immunological characteristics of the recipient couple.

03

As an IVF collaborating centre you will get access to view all our donor profiles with photos of the donors (open ID donors only), depending on the regulations of the country where your clinic is located.

04

You could receive your oocytes **within just one week** (if the chosen donor has batches available).



# Vitrification

**Vitrification** is the most effective method of oocyte cryopreservation. Currently, it has the highest survival rates, of up to 97%. It is so safe and simple that it can be done in any assisted reproduction clinic, provided they comply with the thawing protocols established by **OvobankID**.

4

Vitrification has revolutionised the world of cryobiology, allowing both **oocytes** and **embryos** to be cryopreserved with great success.

## Fresh vs. Frozen Eggs



<ul style="list-style-type: none"> <li>- Donor search</li> <li>- Selection protocols</li> <li>- Psychological tests</li> <li>- Medical tests</li> <li>- Blood tests (hormone, serology, genetics)</li> <li>- Ultrasound scans</li> </ul>	Time	No waiting list
Synchronization with the recipient required	Cycle preparation	No synchronization required
Limited	Donor pool	Large donor pool
Poor availability	Phenotype availability	Available donors
Uncertain quantity	Recovered mature oocytes	6-7 mature oocytes
Approximately 15%	Cycle cancelation rates	0%
<ul style="list-style-type: none"> <li>- Tests, analytics, etc.</li> <li>- Medication</li> <li>- Egg retrieval</li> <li>- Economic compensation</li> </ul>	Costs	Significant cost reduction
Limited	Availability	100%
Waiting list	Patient recruitment	Increased by the reduction in time required for treatment

# The 3 keys of Ovobank ID

3

## Diversity

OvobankID has strategic recruitment centres all over the world, covering **more than 150 different nationalities**, and is therefore able to provide **donors of all races, nationalities, blood groups and phenotypes**.

Waiting lists for donor assignment are avoided, as OvobankID can offer a wide stock of oocytes available for immediate selection by clinics, or directly by patients, ensuring a short duration of treatment.

The leading  
worldwide  
donor gamete  
bank

## Success

With each order, we guarantee a specified number of mature oocytes, which have a high-percentage survival rate and produce surplus embryos for freezing.





# OvobankID donors

6



The majority of OvobankID donors are women between the ages of 18 and 33, in good physical and mental health, who have undergone **comprehensive gynecological, psychological, serological and genetic testing**.

Only **30%** of donor candidates end up being declared eligible after these tests, due to our stringent exclusion criteria.



## Donation

The donation is carried out within our facilities of hospital category, thereby minimizing any risks. The retrieved oocytes are immediately prepared for vitrification by the laboratory staff.



## Treatment

The well-being of our donors is paramount, therefore the medication is adjusted according to the hormonal study, the BMI and other characteristics. The OvobankUS team always ensures the donor's safety.



## Exclusion criteria

Only 30% of all potential donors who come to OvobankID to donate eggs end up being considered eligible due to the extensive nature of the testing process.



## Initial evaluation

All donors undergo an initial evaluation during an interview to rule out possible psychopathies. In addition, family and personal histories are analyzed to eliminate candidates with communicable diseases and hereditary psychological disorders.



## Screening and Medical check-up

Our donors' medical check-up is carried out by the gynecologist, and consists of the following studies: a hormonal study, a complete gynecological check-up, analytical tests and serology.



## Blood Tests

Blood tests are an essential stage of the process: anatomical pathologies, blood count, biochemistry, clotting, serology, up-to-date genetic testing, etc.



## Psychological study

By means of an extensive personal interview and a comprehensive psychological evaluation, we rule out the presence of psychiatric and psychological disorders or inappropriate habits.

# Types of batches

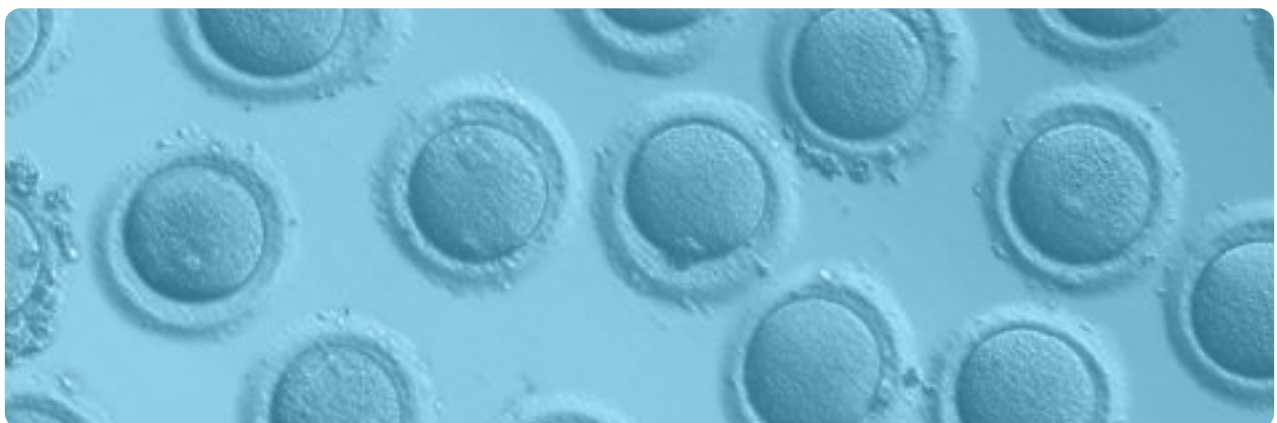


OvobankID offers collaborating centres and patients different sizes of oocyte batches, thereby effectively meeting their needs.

We only send vitrified oocytes in **Metaphase II**, after a thorough quality screening that guarantees optimal morphological quality.



*\*Embryo importation subject to specific regulations of each country.  
Contact us for details.*





## Success rates

Pregnancy rates with vitrified oocytes do not differ from the rates obtained in treatments with fresh oocytes, due to huge improvements in vitrification protocols by implementing the Universal Warming Protocol. In recent years the cryopreservation of oocytes has become possible with a **survival rate close to 97%**.

8



## Endometrial preparation

At **OvobankID**, we know that the condition of the endometrium of the patient who is receiving the donated eggs is just as important as the quality of the embryos themselves.

Therefore, **OvobankID** has a highly-structured endometrial preparation protocol for oocyte recipients that is available to our Collaborating Centres, and **can be downloaded from the web**.



# The Universal Warming Protocol



OvobankID is continuously researching the viability of its vitrified oocytes and the corresponding vitrification and thawing protocols. Because of this, and always focused on improving the results of our Collaborating Centres, OvobankID initiated a study based on the "Universal Warming Protocol" in which we tested the effects of freezing oocytes using the media of a given manufacturer and its subsequent thawing using media from other manufacturers.

As a result of this study, it was concluded that we could vitrify oocytes with media from a given brand and thaw them with media from other brands without the survival rates **being affected**. This study, aimed at further improving thawing techniques, is constantly being **updated**. The findings are regularly sent to our collaborating centers, so they can apply them in their work with OvobankID oocytes.

In addition, our laboratory team, headed by our director, Enrique Criado Scholz, has been invited to present the conclusions of the study at **congresses in different countries, such as Italy, Portugal and Poland**.

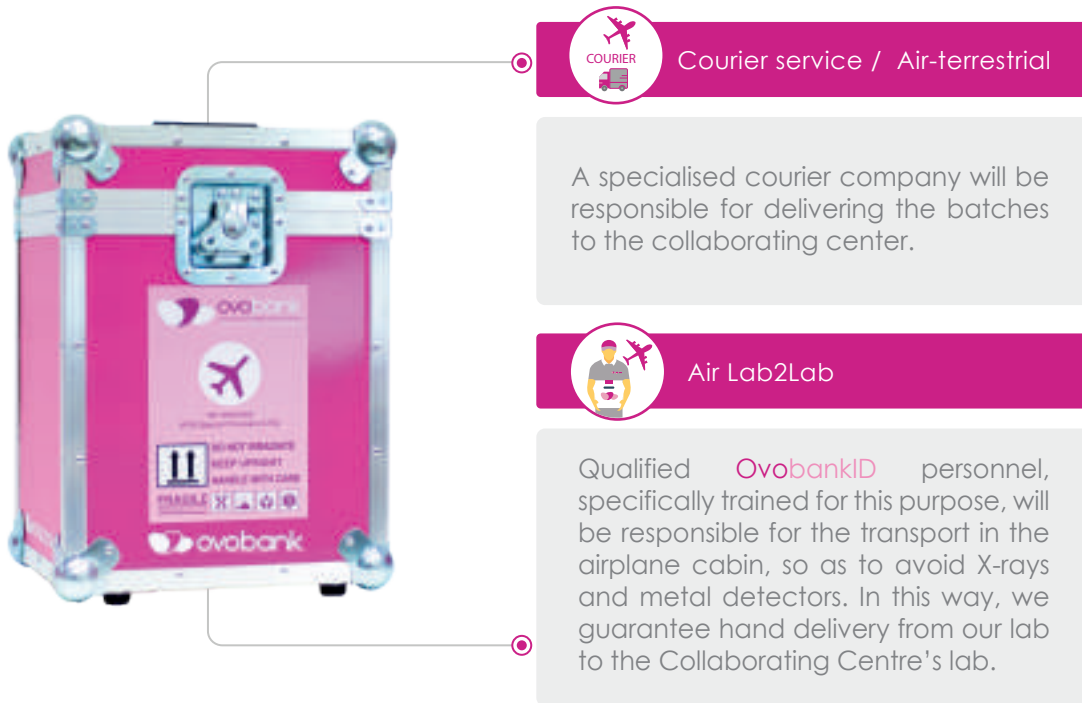
TREATMENTS	VITRIFICATION	THAWING	OOCYTES	SURVIVED	FERTILIZED	BLAST.	POS. BHCG	CLINIC POS
117	Kitazato	Kitazato	784	705 <b>(90%)</b>	554 <b>(79%)</b>	302 <b>(55%)</b>	44/76 <b>(58%)</b> 1.2 transferred embryos	38/76 <b>(50%)</b>
200	Kitazato	Omni Vitrolife	1.131	1.091 <b>(97%)</b>	850 <b>(78%)</b>	478 <b>(56%)</b>	46/66 <b>(70%)</b> 1.1 transferred embryos	38/66 <b>(58%)</b>
126	Kitazato	Irvine	250	218 <b>(87%)</b>	175 <b>(80%)</b>	103 <b>(59%)</b>	16/21 <b>(70%)</b> 1.2 transferred embryos	12/21 <b>(57%)</b>
126	Kitazato	Sage	886	854 <b>(96%)</b>	681 <b>(80%)</b>	396 <b>(58%)</b>	43/68 <b>(58%)</b> 1.1 transferred embryos	33/68 <b>(49%)</b>
112	Kitazato	Gems (Merk)	599	566 <b>(94%)</b>	411 <b>(73%)</b>	210 <b>(51%)</b>	23/46 <b>(50%)</b> 1.1 transferred embryos	18/46 <b>(39%)</b>





## Types of shipping

For its shipments, **OvobankID** uses special boxes for cell transport, which were designed by our R&D department at our facilities. They provide extra protection for the **Dry Shipper containers**, approved for this purpose, which contain the oocytes. In addition, during transit, it is possible to monitor and download all the shipping conditions (GPS position, internal and external temperature, pressure and humidity) via the Ovotracker system. We can arrange different types of delivery, always adapted to the requirements of the Collaborating Centre:



## Individual or shared shipments



**OvobankID** offers patients different shipping options to expedite the delivery of their eggs via individual or collective shipments. We aim to provide a variety of solutions to meet patients' needs, so they can start the treatment as soon as possible. With individual shipments, **OvobankID** can guarantee the minimum waiting time to start the treatment. If time is not such an important factor, a shared shipment provides a more affordable solution.

# Tools that make a difference



OvobankID has innovative tools available to Collaborating Centres to help them optimise their work. Ovolabel and Ovoscanner automate the identification process of the batches, thereby speeding up the process and reducing human error.

Upon receipt of the shipment, all the clinic personnel have to do is scan the barcodes of each element to verify that all the contents have been received correctly.



A state-of-the-art, automatised labelling and printing system for error-free identification of the Cryotops.



An application that enables quick and secure verification of the contents of the shipment by scanning Ovolabel.





## How to use OvobankID as a patient?

- 01 Enter the platform to register with [www.ovobankid.com](http://www.ovobankid.com)
- 02 Fill in your personal information and add the code of your Collaborating Centre in order to view our donors' profiles. OvobankID can also assist you in the selection of your own local IVF centre.
- 03 Choose your ideal donor, the number of eggs, and the guarantees that you require.
- 04 Select the type of shipment that best suits your needs.
- 05 Finally, access the online payment form to complete the order.

12

Wherever you are  
put your trust in **OvobankID**





Safety



Traceability



Reassurance



Reliability

## The only telematic tracking system for oocyte, sperm and embryo shipments



Complete **traceability** applied for the first time in this area of the health sector, representing a pioneering innovation in this field.

Thanks to our app, real-time **parameters** can be monitored, such as temperature, humidity, pressure or the GPS location of each batch...

Ovotracker is a pioneering system **created by our R+D Department** to monitor every stage of the process, from the order request at **OvobankID** to its delivery at the destination clinic. In addition, the Collaborating Centre can track and monitor oocyte orders via the Ovotracker application, as well as download relevant reports. In this way, the process is expedited, and human errors are minimized.





## OvobankID training



**Ovoquality:** Our training program in laboratory techniques helps our collaborators to achieve high oocyte survival rates and success in future treatments.

14

OvobankID is also committed to ongoing training, both for our team (embryologists, doctors, nurses, etc.) and for our Collaborating Centres.

We also organize monthly workshops and courses for our collaborators in order to improve their laboratory techniques (vitrification, thawing, endometrial preparation, etc.) and optimize their performance.

We believe that training is the best way to continuously improve the success rates obtained with our vitrified oocytes.



# Quality and ethics



At OvobankID we understand that **quality must be one of the basic pillars** behind in all our decisions and initiatives.

OvobankID, in its commitment to guarantee the quality and traceability of its work, has achieved the ISO 9001: 2015 Certificate in integral management of donors egg and sperm banks, audited by Bureau Veritas. **Ovoclinic, as the center in which OvobankID is based**, has also been endorsed with this certification.

In addition, we have the quality certificate of the prestigious Italian entity **Artemide S.R.L.**, having successfully passed the audit carried out in relation to our egg donation process and its subsequent distribution.



# R & D at Ovobank



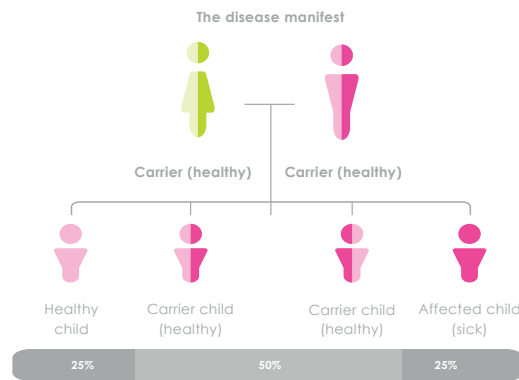
OvobankID is committed to **continuous innovation**. Our team is constantly evolving, formulating new protocols, researching, and attending the most important congresses in the world. All of this is done in order to continue developing and contributing their knowledge to the scientific community. Only in this way is it possible to offer our collaborating centers and patients **a service with the highest quality standards**, striving every day to improve survival, pregnancy and blastulation rates.





# Genetic studies

In our constant quest to optimise the level of safety of our donated oocytes, since December 1, 2016, OvobankID has been performing recessive mutation carrier studies\* (Genetic Compatibility Test) on new donors to minimise the transmission of genetic diseases to children born from donated eggs.



Thanks to these tests:

- We are able to exclude from the egg donation program candidates carrying any of the autosomal recessive mutations studied in the panel, corresponding to the following diseases:
  - Cystic Fibrosis
  - Spinal Muscular Atrophy
  - Alpha Thalassemia
  - Beta Thalassemia
  - X-linked diseases (fragile X or G6PD, among others)
  - Nonsyndromic deafness (donors studied as of October 1, 2019, following the recommendations of the Spanish Fertility Society (SEF)).



# Genetic studies



Additionally, at the patient's request, we can perform a genetic compatibility study between the donor and the recipient patient's partner. This consists of comparing the genetic information to ensure that they do not share any of the recessive mutations studied, thus minimizing the risk of a genetic disease being transmitted.

The vast majority of our donors have been studied on an "Exome" basis, which offers the possibility of "universal matching" with the various genetic panels available on the market.

Furthermore, we can add any other genetic diagnosis at the request of our Collaborating Centres, if necessary.

## Studies carried out on our donors

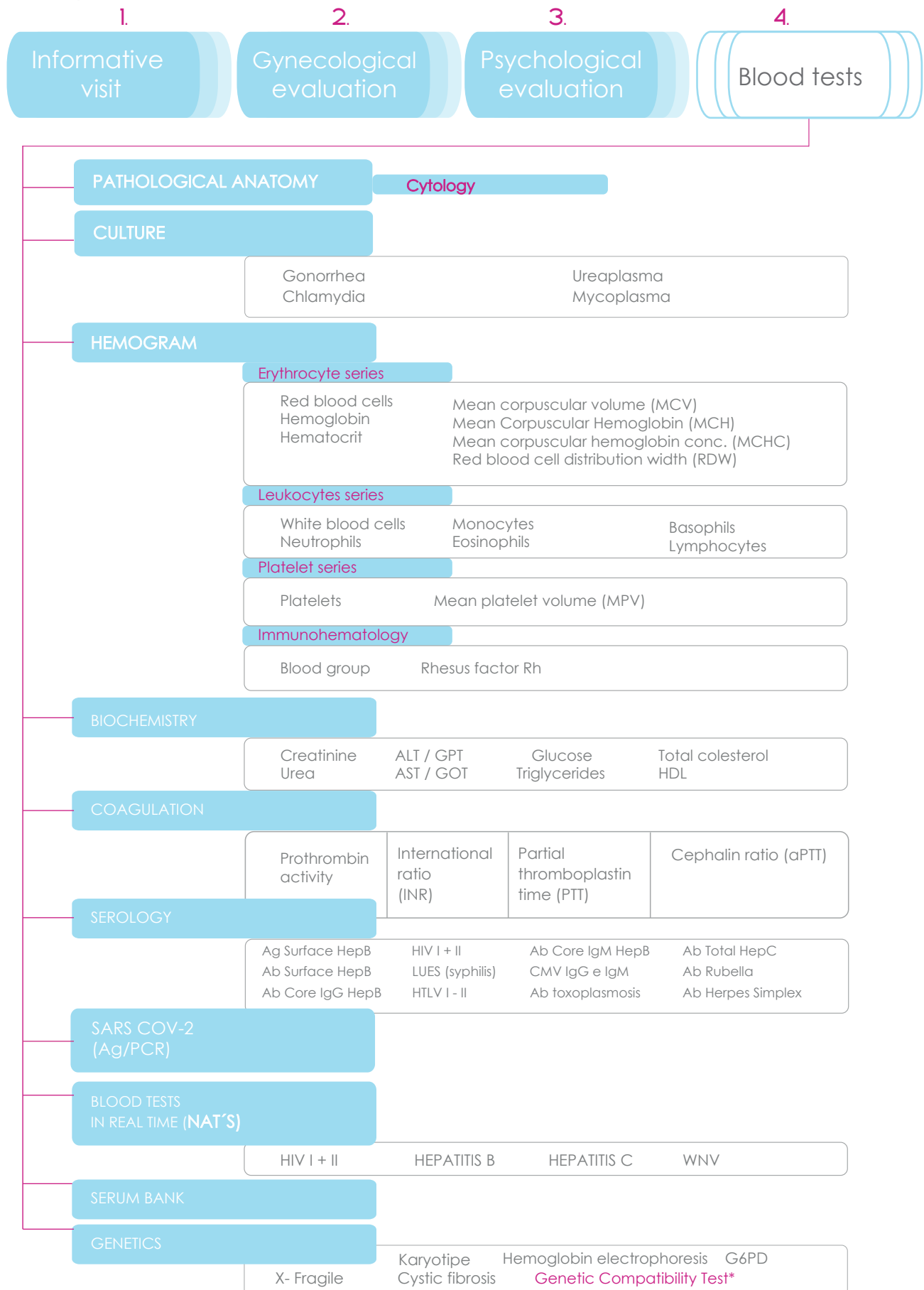


*\*The number of mutations and diseases studied depends on the genetic compatibility test performed.*





# Donor Selection Procedure



\* Recombine, Heres, Q- Carrier, Precongen, Igenomix (Test). We perform all legally required blood tests in accordance with each country's regulations.



### ▶ How does OvobankID work?

Ordering your batch of eggs with **OvobankID** is very easy. Visit our website [www.ovobankid.com](http://www.ovobankid.com), log in, select your donor and make your request. The batch will be sent to the chosen clinic.

### ▶ How far in advance must the request be made?

As soon as possible, to coordinate the shipment in time to perform the treatment.

### ▶ Is it possible that we might not have the ideal donor for the recipient couple?

**OvobankID** has worked hard to obtain a large pool of donors of all ethnicities and physical characteristics so that the patients of our collaborating clinics do not have to wait for their egg donation treatment, even in the case of rare phenotypes. We have donor recruitment centers all over the world.

### ▶ What are the benefits of collaborating with OvobankID?

- Security (Ovolabel/Ovoscan): we guarantee a set number of mature oocytes per batch depending on the size. The cancellation rate of egg donation treatments will be less than 1%.
- Speed (Ovotracker): patients do not have to wait to find their donor, nor for the tests performed on the donor. Treatment time is therefore substantially reduced.
- Diversity: we have a wide range of donors that covers all ethnic groups / characteristics, including rare phenotypes.
- High rate of embryo freezing: in addition there is a high freezing rate of embryos on day 3.

### ▶ Does OvobankID use a safe shipping system?

Oocyte batches are transported in dry-shipper cryo-containers. The oocytes are in turn classified by a system of rods and goblets which ensures the safe transfer of the batches from the transport tank to your bank, maintaining the cold chain and facilitating the identification of the batches in appropriate temperature conditions.

Our cryo-containers are further protected by reinforced aluminium boxes to avoid damage during transit.



USA/CANADA +1 213 2210080  
UK/Ireland +44 203 769 1300  
EU +34 608 601 327  
info@ovobankid.com



Group Headquarters Awards



European awards in medicine 2021  
Medicine Category



Isaac Peral National Research,  
Science and Innovation Awards 2021



A Tu Salud Award 2019  
Reproductive Medicine and Fertility Category



Andalucía Excellence Award 2018  
Medicine Category



National Medical Awards 2018  
Reproductive Medicine Category



National Medical Awards 2019  
Reproductive Medicine Category